

RESMED

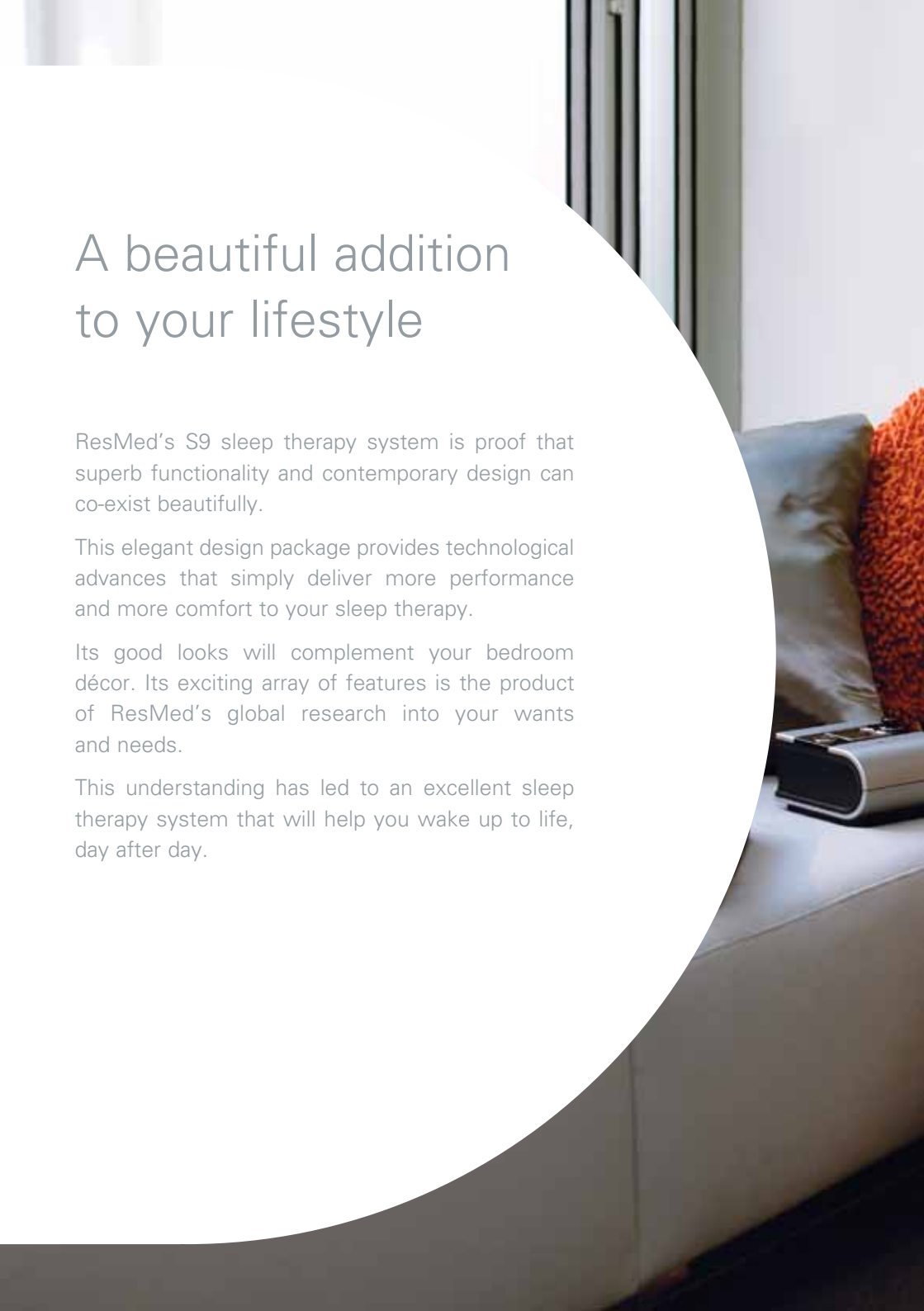
Wake up to Life



...with ResMed's
advanced
sleep therapy system

S9™ Series
More. Comfort.

www.s9morecomfort.com



A beautiful addition to your lifestyle

ResMed's S9 sleep therapy system is proof that superb functionality and contemporary design can co-exist beautifully.

This elegant design package provides technological advances that simply deliver more performance and more comfort to your sleep therapy.

Its good looks will complement your bedroom décor. Its exciting array of features is the product of ResMed's global research into your wants and needs.

This understanding has led to an excellent sleep therapy system that will help you wake up to life, day after day.



S9[™] Series
More. Comfort.



HOME



Info

Push Dial

Setup

Easy-Breathe

RESM

Colour LCD display puts you in command

You're in command from the outset with simple, logical, easy-to-manage controls. A unique colour LCD screen displays all menus and treatment options.

The intuitive layout makes every adjustment simple and more natural.

An easy-to-view Sleep Quality Indicator tracks your treatment and really helps you engage with your sleep therapy.

That's more for you, at the touch of a button.



Climate Control lifts comfort to a new level

This clever sleep therapy system features a unique ResMed innovation.

Climate Control provides the temperature and humidification your sleep therapy requires for optimum comfort*.

A smart sensor monitors air close to the mask. As conditions change, Climate Control automatically adjusts, maintaining your comfort.

Simply select your preferred temperature – Climate Control does the rest. The heated ClimateLine™ tube helps eliminate 'rainout'. It's another way ResMed gives you more.



** Sleep therapy can create the need for added humidification as air pressure may overwhelm the airway's natural mechanism for warming and moistening the air. ResMed's Climate Control is the most sophisticated technological solution available.*



SlimLine™ and ClimateLine™ —smaller, slimmer tubes

They're convenient, comfortable and user-friendly. ResMed's latest tubes are 40% lighter and 14% thinner than standard tubes*.

Truly easy-to-use, these tubes give you more freedom of movement, and greater sleeping comfort.

Why hasn't somebody thought of this before? They haven't had the performance of ResMed's Easy-Breathe motor to make it all possible.

Less volume and more flexibility means these clever new tubes are also very travel friendly.

In SlimLine or heated ClimateLine, ResMed's tubes simply give you more.

** As compared to standard 19 mm tubing*





UltimateLine

Shh! It's our brand new motor

At the heart of the system is our enhanced Easy-Breathe motor, uniquely designed to achieve better synchrony between you and your machine.

While the Easy-Breathe motor delivers high performance, it keeps very quiet about it.

In fact it's so quiet, it can barely be heard! Special technology creates a truly peaceful environment—for you and your bed partner.

The S9 therapy system is not only peaceful in the bedroom, it's also quiet through the mask, helping you feel more comfortable as you breathe. After all, quietness and comfort do go hand in hand!





Easy-Breathe for breathing comfort

All models in the S9 Series feature the Enhanced Easy-Breathe waveform, which provides gentle increases and decreases in pressure in line with your natural breathing, so the breathing cycle is smooth and comfortable for you.

Easy-Breathe with EPR

The Easy-Breathe waveform in the S9 AutoSet, S9 Elite and S9 Escape delivers added comfort with Expiratory Pressure Relief (EPR) as well.

The clinically proven Easy-Breathe EPR waveform provides a gentler pressure during exhalation for your breathing comfort.

Working with you to reduce the work of breathing breath by breath, Easy-Breathe EPR is a very comfortable breathing experience.





Easy-Breathe with EPR

Easy-Breathe



S9 AutoSet™

S9 Elite™

S9 Escape™

VPAP™ Adapt



We call it AutoSet*, you'll call it refreshing

The Enhanced AutoSet algorithm built into ResMed's S9 AutoSet sleep therapy system delivers more comfortable therapy.

We call it AutoSet, you'll call it refreshing.

This patented algorithm maintains the ideal air pressure for you—automatically adjusting through the night to deliver the optimal therapy.

With ResMed's AutoSet range, you enjoy peace of mind because you know the right therapy is always delivered.

So you'll wake up to life—day after day,
year after year.

** Available with AutoSet model only*

AutoSet technology



S9 AutoSet

CSA detection: improved therapy

Featuring Central Sleep Apnea (CSA) detection*, ResMed's S9 AutoSet and S9 Elite devices can differentiate between obstructive apneas (where the airway is blocked) and central apneas (airway is open but there is no airflow)** and respond appropriately.

While the S9 treats obstructive apneas, if the apnea is classed as central, your device intentionally does not increase pressure. However, it does not go unflagged. The central apnea is noted and included in your AHI for follow-up with your clinician to monitor your ongoing treatment.

If you do experience central apneas, your clinician may recommend another type of therapy known as adaptive servo-ventilation (ASV). For more about ASV, see the next page.




** Available with AutoSet and Elite models only*

*** For more information on the types, causes and treatment of apneas, ask your clinician or visit www.resmed.com*

S9 Series: making the important distinction between obstructive and central apneas


Obstructive Apnea



(airway closed)

Absence of flow > 10 sec = apnea

Central Apnea



(airway open, no flow)

Absence of flow > 10 sec = apnea

CSA detection



S9 AutoSet



S9 Elite

ASV: proven therapy for periodic breathing

Sometimes, a serious health condition may result in an abnormal pattern of breathing that alternates between shallow and deep breathing. This type of 'periodic breathing', requires a specialised form of treatment—adaptive servo-ventilation (ASV).

ASV also treats central sleep apnea in all its forms as well as any coexisting obstructive apnea.

If you have such a condition, the **VPAP Adapt** can help. It features **ResMed's ASV technology**—the most proven treatment on the market*.

What's even more reassuring is that it has an established track record of over ten years in treating periodic breathing and all forms of central sleep apnea.

How will you know if the treatment is working for you? Take a look at the Sleep Quality Indicator, which reports on your progress every day.

** ResMed's ASV technology is the subject of more published papers than any other similar therapy.*

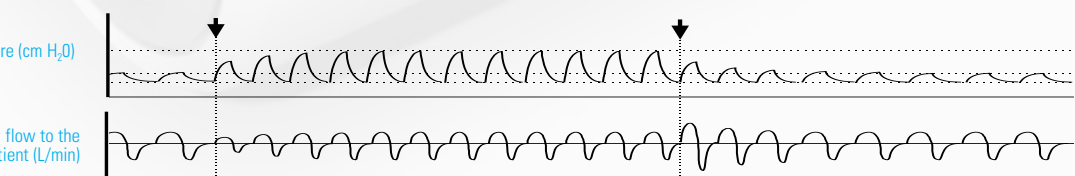
ASV technology



VPAP Adapt

ASV applied pressu

Respiratory
pat



Reduction in respiratory effort: the ASV algorithm responds to central apnea/hypopnea events by rapidly increasing pressure support over a few breaths.

Resumption in respiratory effort: pressure support is rapidly decreased.





More. Comfort.

Two words encapsulate the advantages of this sleep therapy system—'more comfort'.

More aesthetic appeal, more ease-of-use with its intuitive controls and more performance through clever innovation.

The sheer comfort of Climate Control, its whisper-quiet performance and, of course, the added reassurance of ResMed's renowned Easy-Breathe technology.

More. Comfort. It's yours from ResMed.



Specifications



	S9 AUTOSSET	S9 ELITE	S9 ESCAPE	VPAP ADAPT
MODES AND THERAPY FEATURES				
CPAP	•	•	•	•
AutoSet	•			
ASV				•
Easy-Breathe Waveform	•	•	•	•
Easy-Breathe EPR	•	•	•	
Back-up Respiratory Rate				• Automatic (ASV mode)
Automatic detection and treatment of periodic breathing				•
Automatic leak compensation	•	•	•	• (Vsync)
Automatic altitude adjustment	•	•	•	•
CORE HARDWARE FEATURES				
Dimensions (L x W x H)	153 mm x 140 mm x 86 mm			
Sound levels	24 dbA*			
Enhanced Easy-Breathe Motor	•	•	•	•
Weight	810 g	810 g	810 g	835 g
Pressure range	4–20 cm H ₂ O	4–20 cm H ₂ O	4–20 cm H ₂ O	2–25 cm H ₂ O (ASV mode) 4–20 cm H ₂ O (CPAP mode)
EPR (OFF–3cm)	•	•	•	
Ramp OFF–45mins	•	•	•	• (CPAP mode)
International AC input (110-240V)	•	•	•	•
DC input	•	•	•	•
Carry bag	•	•	•	•
Operating temperature	+5°C to +35°C			
90W power supply unit	Input range 100–240V, 50–60Hz; 110V, 400Hz nominal for aircraft use; 70W (80VA) typical power consumption; 110W (120VA) maximum power consumption			
30W power supply unit (for use without humidification)	Input range: 100–240V; 50–60Hz; 110V, 400Hz nominal for aircraft use; 20W (30VA) (typical power consumption); 36W (75VA) (maximum power consumption)			
Housing construction	Flame retardant engineering thermoplastic			
Air filter	Standard: Polyester non-woven fiber Hypoallergenic: Acrylic and polypropylene fibers in a polypropylene carrier			
Classification	Class II (double insulation), Type BF			

* Devices tested at 10 cm H₂O in accordance to ISO 17510-1:2002 (German method) or 26 dbA with uncertainty of 2 dbA as measured according to ISO 17510-1:2007

	S9 AUTOSET	S9 ELITE	S9 ESCAPE	VPAP ADAPT
--	------------	----------	-----------	------------

TUBING

SlimLine tube Flexible plastic, 1.8 m length, 15 mm inner diameter	•	•	•	Optional
Standard tubing	Optional	Optional	Optional	•
ClimateLine heated tube Flexible plastic and electrical components, 2 m length, 15 mm inner diameter	Optional	Optional	Optional	Optional
ClimateLine ^{MAX} ™ heated tube Flexible plastic and electrical components, 2 m length, 19 mm inner diameter				Optional

DATA

Mask Fit	•	•		•
SmartStart	•	•		•
Sleep Quality Indicator	•	•	• Usage only	•
Recurring reminders	•	•	•	•
Compliance logging / mask on time:	•	•		•
- AHI	•	•		•
- Pressure	•	•	•	•
- Leak	•	•		•
- Central Apnea Index (CAI)	•	•		•
High-resolution flow (25Hz) (7 sessions, via SD card)	•	•		•
Summary data (365 sessions)	•	•		•
Detailed data (30 sessions)	•	•		•

DATA OPTIONS

SD card	•	•	•	•
S9 Oximeter adapter	Optional	Optional		Optional

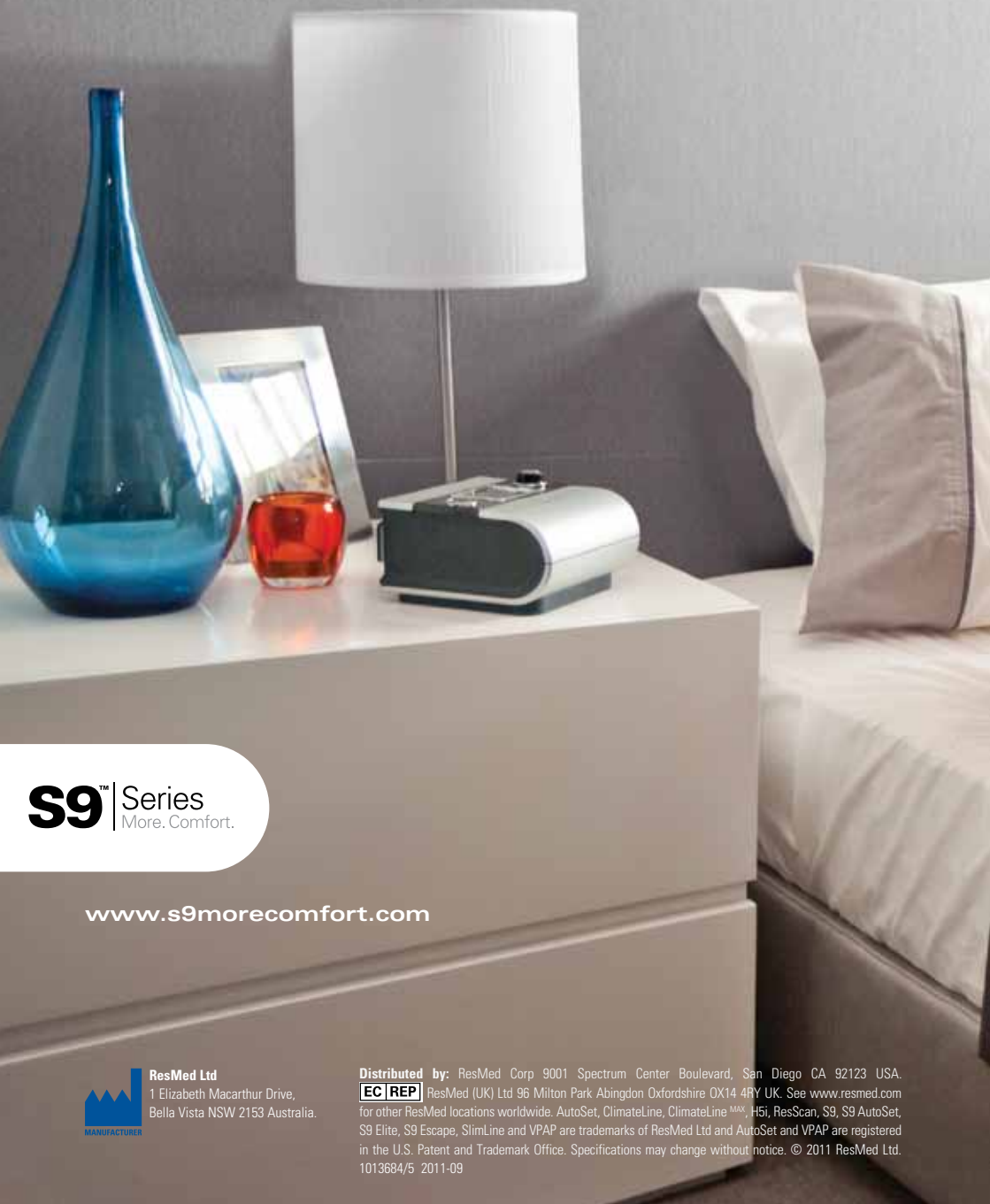
SOFTWARE COMPATIBILITY

ResScan	3.11 onwards	3.11 onwards	3.11 onwards	3.13 onwards
---------	--------------	--------------	--------------	--------------

HUMIDIFICATION

Integration with heated humidifier	H5i™	H5i	H5i	H5i
Climate Control	Optional with heated tube	Optional with heated tube	Optional with heated tube	Optional with heated tube

RESMED



S9[™] | Series
More. Comfort.

www.s9morecomfort.com



ResMed Ltd
1 Elizabeth Macarthur Drive,
Bella Vista NSW 2153 Australia.

Distributed by: ResMed Corp 9001 Spectrum Center Boulevard, San Diego CA 92123 USA.
EC REP ResMed (UK) Ltd 96 Milton Park Abingdon Oxfordshire OX14 4RY UK. See www.resmed.com for other ResMed locations worldwide. AutoSet, ClimateLine, ClimateLine^{MAX}, H5i, ResScan, S9, S9 AutoSet, S9 Elite, S9 Escape, SlimLine and VPAP are trademarks of ResMed Ltd and AutoSet and VPAP are registered in the U.S. Patent and Trademark Office. Specifications may change without notice. © 2011 ResMed Ltd. 1013664/5 2011-09